

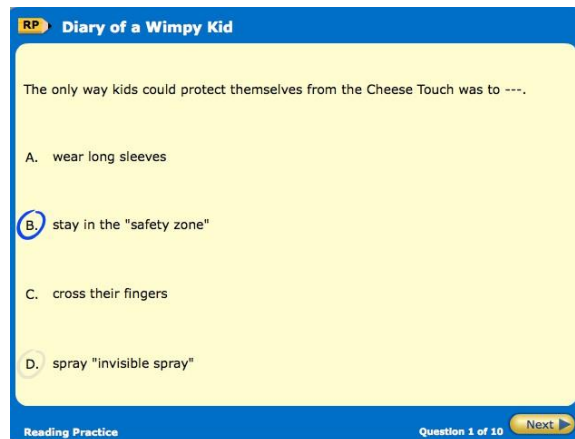


A Parent's Guide to Accelerated Reader

Your child will be participating in the Accelerated Reader (A.R.) program, which is the reading system used in Key Stage 2 (Years 3, 4, 5 & 6). The Accelerated Reader program has been found to be a very effective system for motivating children and ensuring good reading progress. This guide is designed to answer your questions about AR. If you have additional questions, please feel free to contact your child's teacher, or Mrs Mack, who will be happy to discuss the program with you. Alternatively, you could visit the Accelerated Reader website at www.renlearn.co.uk.

What is Accelerated Reader (AR)?

AR is a computer program that will help us to manage and monitor your child's independent reading. Children choose a book at their level and read it at their own pace. When they have finished it, they take a short quiz on the computer. Passing the quiz is an indication that your child has understood what has been read. AR gives both children and teachers immediate feedback based on their quiz results.



An example of an AR quiz

How do you determine my child's reading level?

Children will take a computerised reading assessment known as a STAR test to determine their level. The test uses multiple-choice questions and adjusts to your child's responses – if an answer is correct, the next question increases in difficulty and vice versa. The whole test takes approximately 10 minutes. This test will give a recommended ZPD (Zone of Proximal Development), which indicates the level of book that your child should choose.

What is a Book Level?

Books are levelled using a nationally recognised readability formula with the level representing the difficulty of the text. The levelling criteria covers factors such as vocabulary, average word length, average sentence length, grammatical complexity etc. - not how long the book is or how many pictures it contains. Our reading books have been levelled and labelled to make it easier for the children to choose an appropriate book. You can find the book level on the spine of your child's reading book. Each book level has been given a colour to make it easier to select a book off the shelf.





These are different to the colours used in Nursery, Reception, Year 1 and Year 2.



What is a Zone of Proximal Development (ZPD)?

The ZPD is a numerical range of books (eg. 2.4 - 2.7) which will give your child the appropriate level of challenge. Your child will be given a ZPD range after they have taken the STAR reading test. It is important for children to read books within their ZPD, as they must be able to understand the book which they are reading. ZPD's will be adjusted based on your child's progress.

What does your ZPD mean?

BELOW ZPD Comfort Zone	LOWER ZPD Exploration Zone	UPPER ZPD Deep Dive	ABOVE ZPD Read Together
 <ul style="list-style-type: none">• This is an easier read, perfect for reading at home or on holiday• Maybe it's part of a series you enjoy or is by an author you really like• Ask your teacher first	 <ul style="list-style-type: none">• Go wild and try something new!• Explore new genres, authors and book lengths• Challenge yourself if you can	 <p>Plan ahead:</p> <ul style="list-style-type: none">✓ Choose a book you are excited about✓ Pick a shorter book first✓ Make notes as you read – remember the 5Ws!✓ Ask your teacher for advice	 <ul style="list-style-type: none">• This is a challenging read• Who would enjoy reading this book with you?<ul style="list-style-type: none">- A parent?- An older sibling?- A friend?• Ask your teacher first

How does my child take a quiz?

Children have daily access to iPads/tablets to enable them to take a quiz. It is important that they take their quiz as soon as possible after they have read their book, as this will give them the best chance of passing.

In order to demonstrate that they have understood their book, your child should be aiming for a pass rate of 85%. If they achieve this several times, your child's class teacher may suggest they try the next book level/colour band. If your child consistently achieves lower than 85%, the class teacher may suggest altering the book level/colour band until they have built their confidence.

How will I know how my child is doing?

You can ask your child's class teacher for a printed or emailed report which will detail their results on any quizzes taken. This will also show you how many books they have read and what level the books they are reading are.

How can I help my child become a better reader?

Encourage your child to read at home every day. Create a culture of reading in your household by reading with your child, starting a home library, visiting your local library or book shop on a regular basis, letting your child see you reading and discussing books that each of you has read. When reading with your child, stop and ask questions to be sure your child is understanding what they read. Reading with your child, no matter what their age, is an important part of developing a good reader and building a lifelong love of reading and learning.

A final note from Mrs Mack

You may feel that your child is reading 'easier' books than they were previously. This is an intentional and important change.

We want to make sure that your child is understanding and thinking about what they are reading, rather than simply reading words on a page which make little sense to them. The more they read at their level, the more their comprehension (understanding) will improve.

If you have any concerns, please contact your child's class teacher or Mrs Mack.